

Custom Shape Window Stickers Examples

Artwork Uploaded

Sticker Peeled Off


Final Sticker

Artwork Uploaded


Sticker Peeled Off

Final Sticker

1



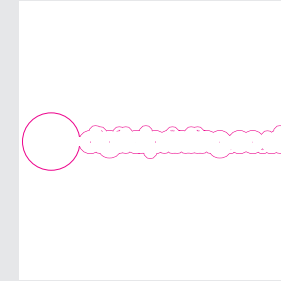
2



3



4



If you don't intend for your sticker to have a white border, please ensure your bleed extends 2mm over your finished size.

It is recommended that your keyline is 0.5pt stroke and 100% magenta, named 'CutContour'.

Ensure that this section has been added to a new layer and renamed to 'CutContour'.

Note that anything beyond the magenta line will be considered bleed and trimmed off, so ensure that no important details are set up to print in this area.

Please ensure you delete this page and shapes you do not want to use before saving out your work.

**50mm
x 50mm
Sticker**

**50mm
x 50mm
Sticker**



**50mm
x 50mm
Sticker**



**50mm
x 50mm
Sticker**



**50mm
x 50mm
Sticker**

A yellow pentagon with a red border. Inside the pentagon, the text "50mm x 50mm Sticker" is written in bold black font.

**50mm
x 50mm
Sticker**



**50mm
x 50mm
Sticker**



**50mm
x 50mm
Sticker**



**50mm
x 50mm
Sticker**



**50mm
x 50mm
Sticker**



**50mm
x 50mm
Sticker**